

**КЫРГЫЗ РЕСПУБЛИКАСЫНЫН БИЛИМ БЕРҮҮ
ЖАНА ИЛИМ МИНИСТРЛИГИ**

№ 78 М.Жолдошалиев атындагы орто мектеби

Theme:

FRUITS



Have done: English teacher O.Myrzabekova

M.Joldoshaliev Secondary School # 78, Ozgon district, Osh region

English teacher: Myrzabekova Orozbu Tentievna



Fruits

(English , Grade 3)



Lesson theme: Fruits

Lesson goal: Students will talk about "Fruits"

Lesson objectives:

By the end of the lesson, SWBAT:

- know new words about fruits.
- create sentences, questions.
- improve oral speech
- develop listening and speaking skills
- work in pairs, in groups and respect and value one's ideas.

Competences of the lesson: BC1, BC2, BC3

Subject competences of the lesson: SC1, SC2, SC3

Materials and equipment: Textbooks, self-made resources, laptop, TV

Procedure

1. Organizational moment: Warm up

T: Good morning, students! How are you? I hope you are fine and you are OK. Welcome to my English lesson! Now let's begin our lesson. We will do some physical exercises together.

Hello, hello, hello. How are you?

Hello, hello, hello. How are you?

I'm good, I'm great, I'm wonderful.

I'm good, I'm great, I'm wonderful.

Hello, hello, hello. How are you?

Hello, hello, hello. How are you?

I'm tired, I'm hungry, I'm not so good

I'm tired, I'm hungry, I'm not so good.

T: Great!

2. Checking up homework:

T: Now children! Let's imagine! We are in the fruit-market. What do we see?

P1. I see apples. P2. I see bananas. P3. I see oranges. P4. I see grapes. P5. I see peaches.

P6. I see cherries. P7. I see apricots.

T: Very good! Children! Today's lesson theme is "Fruits"





















Presentation:

T: Dear children!

We will talk about fruits, remember articles a(an) and the, remember singular and plural form of nouns.

Let's learn new words!

a pear- pears, an apple- apples, a lemon- lemons, a banana- bananas, a strawberry- strawberries, a peach- peaches, an orange- oranges, an apricot- apricots, a cherry- cherries, a pineapple- pineapples

| | | | |
|--------------|---|--------------|---|
| a pear |  | pears |  |
| an apple |  | apples |  |
| a lemon |  | lemons |  |
| a banana |  | bananas |  |
| a strawberry |  | strawberries |  |
| a peach |  | peaches |  |
| an orange |  | oranges |  |
| an apricot |  | apricots |  |
| a cherry |  | cherries |  |
| a pineapple |  | pineapples |  |

Remember! Эске түткула!











The Noun and the Article

Articles a (an) and the

| | | | | |
|-----|---|---|-----------|----------------------|
| a | } | + | consonant | a pear, a lemon |
| the | | | (үн үз) | the pear , the pears |











| | | | | |
|-----|---|---|----------|-----------------------|
| an | } | + | vowel | an apple, an orange |
| the | | | (үндүү) | the apple, the orange |

Add missing letters.

| | | | |
|---|------------|--|-----------------|
|  | p - - r |  | ch - rr - |
|  | - ppl - |  | l - m - n |
|  | p - - ch |  | - pr - c - t |
|  | p - - ch |  | p - n - - ppl - |
|  | - r - ng - |  | b - n - n - |

Match the words with the pictures.

apple, cherry, lemon, pear, orange, peach, banana, apricot, pineapple, strawberry

| | |
|--|--|
| a)  | f)  |
| b)  | g)  |
| c)  | h)  |
| d)  | i)  |
| e)  | j)  |

Let's speak!

LIKE

"Like" этиши « жаг », « жакшы көрүү» деп которулат

I like apples and peaches.

DISLIKE

"Dislike" этиши «жакпайт», « жакшы көрбөйм» деп котор лат

I dislike lemons and pineapples.

What fruits do you like? Why do you like?

I like apples, peaches, oranges, cherries, bananas, strawberries, pineapples, apricots. Because fruits are healthy food. They are vitamins. We must eat fresh fruits and vegetables. They are useful for our health. Health is the greatest wealth.


The indicator tree of the lesson. (Күтүү дарагы). Students will write what do they learn at the lesson.


Examples: I learn new words. I know fruits. I create sentences . I create questions. I make a story. I match the words to the pictures. (ETC)



Homework.

Put the words in order to make sentences.

| | | | | | |
|-------|-----|-----|--------|-----|---|
| teeth | bad | are | Sweets | for |  |
|-------|-----|-----|--------|-----|---|

| | | | | |
|-----|---------|------|----|---|
| you | peaches | like | Do |  |
|-----|---------|------|----|---|

Conclusion of the lesson.

Thank you for your attention. You were very active. Your marks ... The lesson is over. Good bye, dear students!

